

<http://lightdesign.com.br/produto/line>

Arandela com tecnologia LED integrada e emissão de luz direta e/ou indireta. Uso interno. Corpo em perfil de alumínio com acabamento em pintura pó epóxi por processo eletroestático. Driver alojado no corpo da luminária.




fig. 1

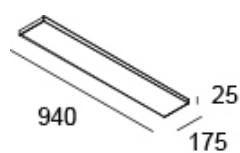


fig. 2

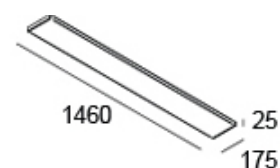


fig. 3

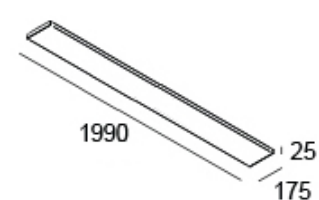
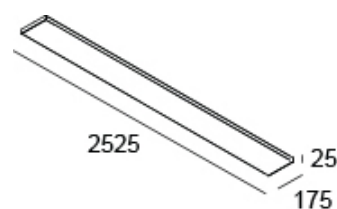


fig. 4



cor 1



fonte	tamanho	temp.	potência	fluxo	tensão	código	
LED Philips Lumileds 3014	P	2700K	26,5W	2772lm	110-240V	805 0048	fig. 1
LED Philips Lumileds 3014	P	4000K	26,5W	3036lm	110-240V	805 0069	fig. 1
LED Philips Lumileds 3014	M	2700K	44W	4620lm	110-240V	805 0049	fig. 2
LED Philips Lumileds 3014	M	4000K	44W	5060lm	110-240V	805 0070	fig. 2
LED Philips Lumileds 3014	G	2700K	62W	6468lm	110-240V	805 0051	fig. 3
LED Philips Lumileds 3014	G	4000K	62W	7084lm	110-240V	805 0071	fig. 3
LED Philips Lumileds 3014	GG	2700K	79,5W	8316lm	110-240V	805 0052	fig. 4
LED Philips Lumileds 3014	GG	4000K	79,5W	9108lm	110-240V	805 0072	fig. 4