

<http://lightdesign.com.br/produto/line>

Arandela com tecnologia LED integrada e emissão de luz direta e/ou indireta. Uso interno. Corpo em perfil de alumínio com acabamento em pintura pó epóxi por processo eletroestático. Driver alojado no corpo da luminária. Disponível com um ou dois rasgos de luz. Os códigos marcados com asterisco possuem apenas um rasgo.




fig. 1

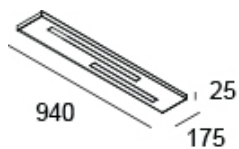


fig. 2

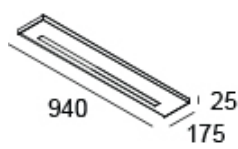


fig. 3

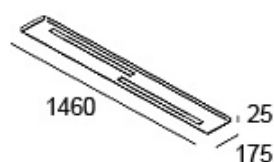
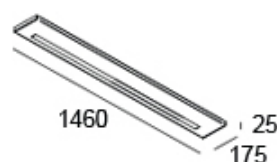


fig. 4



<http://lightdesign.com.br/produto/line>

fig. 5

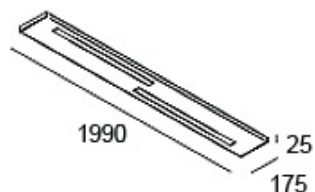


fig. 6

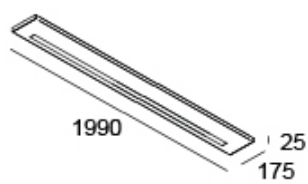


fig. 7

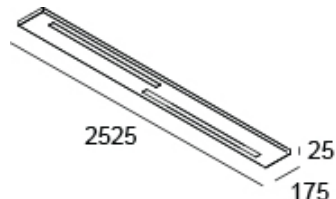
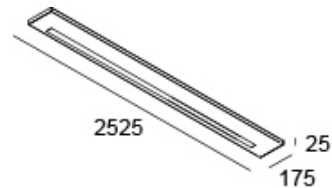


fig. 8



cor 1



| fonte | tamanho | temp. | potência | fluxo | tensão | código | |
|---------------------------|---------|-------|----------|---------------------------|----------|------------|--------|
| LED Philips Lumileds 3014 | P | 2700K | 26,5W | dir. 1848lm - ind. 924lm | 110-240V | 805 0043 | fig. 1 |
| LED Philips Lumileds 3014 | P | 4000K | 26,5W | dir. 2014lm - ind. 1007lm | 110-240V | 805 0065 | fig. 1 |
| LED Philips Lumileds 3014 | P | 2700K | 26,5W | dir. 1386lm - ind. 1386lm | 110-240V | 805 0053 * | fig. 2 |
| LED Philips Lumileds 3014 | P | 4000K | 26,5W | dir. 1510lm - ind. 1510lm | 110-240V | 805 0073 * | fig. 2 |
| LED Philips Lumileds 3014 | M | 2700K | 48,5W | dir. 2772lm - ind. 2310lm | 110-240V | 805 0044 | fig. 3 |
| LED Philips Lumileds 3014 | M | 4000K | 48,5W | dir. 3021lm - ind. 2518lm | 110-240V | 805 0066 | fig. 3 |
| LED Philips Lumileds 3014 | M | 2700K | 44W | dir. 2310lm - ind. 2310lm | 110-240V | 805 0054 * | fig. 4 |
| LED Philips Lumileds 3014 | M | 4000K | 44W | dir. 2518lm - ind. 2518lm | 110-240V | 805 0074 * | fig. 4 |
| LED Philips Lumileds 3014 | G | 2700K | 62W | dir. 3696lm - ind. 2772lm | 110-240V | 805 0046 | fig. 5 |
| LED Philips Lumileds 3014 | G | 4000K | 62W | dir. 4828lm - ind. 3021lm | 110-240V | 805 0067 | fig. 5 |
| LED Philips Lumileds 3014 | G | 2700K | 62W | dir. 3234lm - ind. 3234lm | 110-240V | 805 0055 * | fig. 6 |
| LED Philips Lumileds 3014 | G | 4000K | 62W | dir. 3525lm - ind. 3525lm | 110-240V | 805 0075 * | fig. 6 |
| LED Philips Lumileds 3014 | GG | 2700K | 79,5W | dir. 4620lm - ind. 3696lm | 110-240V | 805 0047 | fig. 7 |
| LED Philips Lumileds 3014 | GG | 4000K | 79,5W | dir. 5035lm - ind. 4028lm | 110-240V | 805 0068 | fig. 7 |
| LED Philips Lumileds 3014 | GG | 2700K | 79,5W | dir. 4158lm - ind. 4158lm | 110-240V | 805 0056 * | fig. 8 |
| LED Philips Lumileds 3014 | GG | 4000K | 79,5W | dir. 4532lm - ind. 4532lm | 110-240V | 805 0076 * | fig. 8 |