

<http://lightdesign.com.br/produto/samba-2>

Embutido orientável com sistema de giro orbital, com tecnologia LED integrada ou lâmpadas convencionais. Uso interno. Corpo em alumínio com acabamento em pintura pó epóxi por processo eletroestático. Anel antifusante e blackout pretos. Os modelos LED incluem driver.



fig. 1

89 x 331

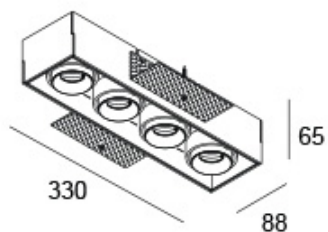


fig. 2

102 x 338

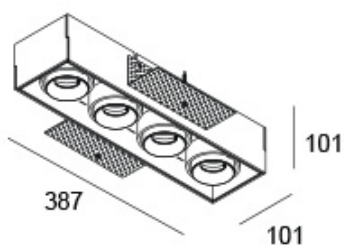


fig. 3

129 x 483

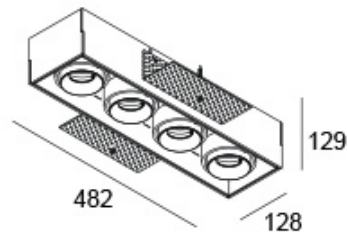


fig. 4

166 x 636

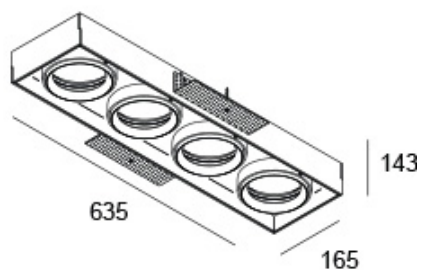


fig. 5

185 x 185

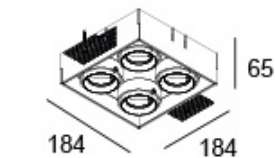
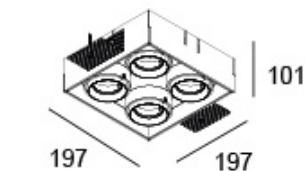


fig. 6

198 x 198



<http://lightdesign.com.br/produto/samba-2>

fig. 7

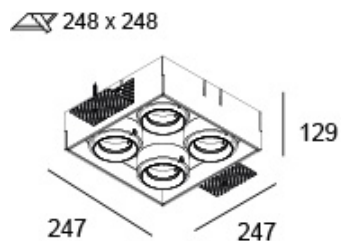
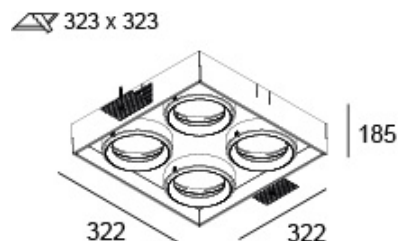


fig. 8



cor 1



**fonte**

- halóg. refl. mini dic. base GU4
- halóg. refl. dic. base GU5,3
- halóg. refl. PAR16 base GZ10
- halóg. refl. AR70 base Ba15d
- halóg. refl. PAR20 base E27
- halóg. refl. PAR30 base E27
- halóg. refl. AR111 base G53
- multivapor met. AR111 base GX8,5
- halóg. refl. mini dic. base GU4
- halóg. refl. dic. base GU5,3
- halóg. refl. PAR16 base GZ10
- halóg. refl. AR70 base Ba15d
- halóg. refl. PAR20 base E27
- halóg. refl. PAR30 base E27
- multivapor met. AR111 base GX8,5

**modelo**

- retangular
- retangular
- retangular
- retangular
- retangular
- retangular
- retangular
- retangular
- quadrada
- quadrada
- quadrada
- quadrada
- quadrada
- quadrada
- quadrada

**código**

- 803 0243
- 803 0213
- 803 0216
- 803 0219
- 803 0224
- 803 0228
- 803 0235
- 803 0238
- 803 0244
- 803 0214
- 803 0217
- 803 0220
- 803 0225
- 803 0229
- 803 0239

- fig. 1
- fig. 2
- fig. 2
- fig. 3
- fig. 3
- fig. 4
- fig. 4
- fig. 4
- fig. 5
- fig. 6
- fig. 6
- fig. 7
- fig. 7
- fig. 8
- fig. 8