

<https://lightdesign.com.br/produto/line-1>

Pendente com tecnologia LED integrada. Emissão de luz direta e/ou indireta. Uso interno. Corpo em perfil de alumínio com acabamento em pintura pó epóxi por processo eletroestático. Driver alojado no corpo da luminária. Disponível com um ou dois rasgos de luz. Os códigos marcados com asterisco possuem apenas um rasgo.

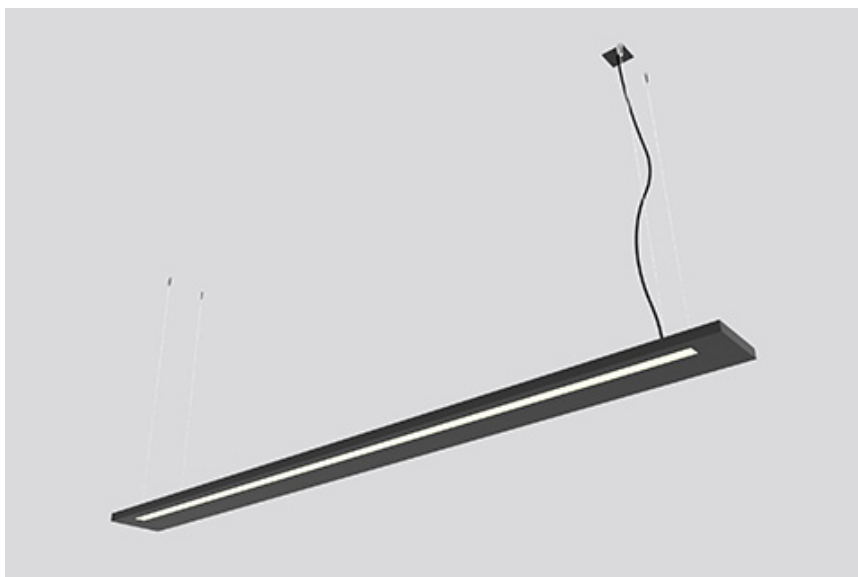


fig. 1

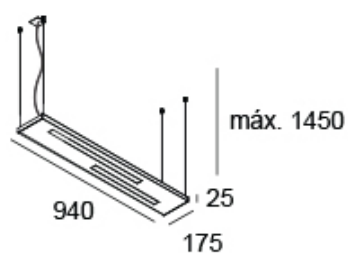


fig. 2

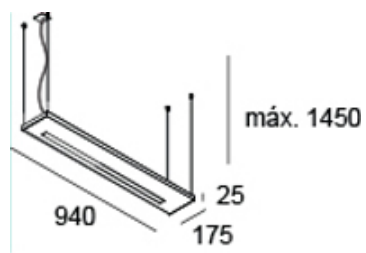
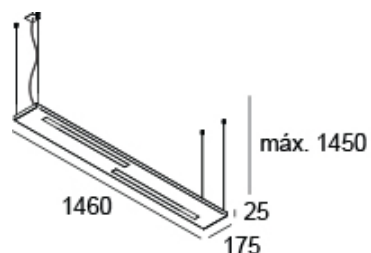


fig. 3



<https://lightdesign.com.br/produto/line-1>

fig. 4

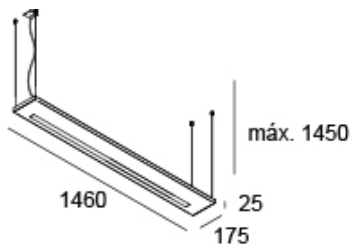


fig. 5

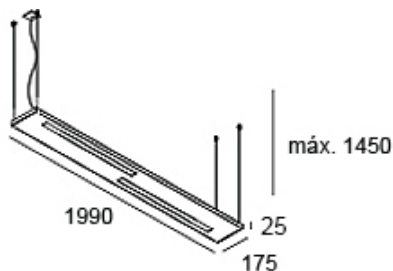


fig. 6

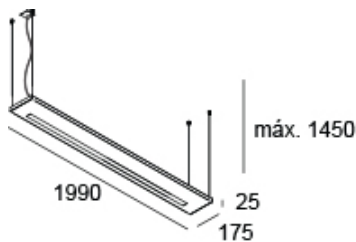


fig. 7

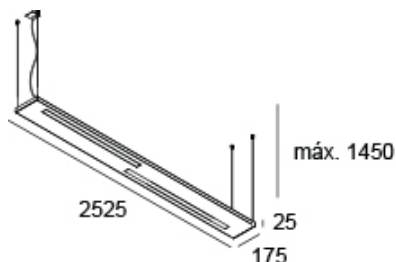
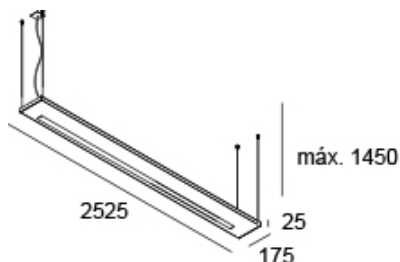


fig. 8



cor 1



fonte	comprimento	temp.	potência	fluxo	tensão	código	
LED Philips Lumileds 3014	940mm	2700K	17,5W	1848lm	110-240V	805 0014	fig. 1
LED Philips Lumileds 3014	940mm	4000K	17,5W	2014lm	110-240V	805 0035	fig. 1
LED Philips Lumileds 3014	940mm	2700K	13,2W	1386lm	110-240V	805 0019 *	fig. 2
LED Philips Lumileds 3014	940mm	4000K	13,2W	1510lm	110-240V	805 0039 *	fig. 2
LED Philips Lumileds 3014	1460mm	2700K	26,5W	2772lm	110-240V	805 0015	fig. 3
LED Philips Lumileds 3014	1460mm	4000K	26,5W	3021lm	110-240V	805 0036	fig. 3
LED Philips Lumileds 3014	1460mm	2700K	22W	2310lm	110-240V	805 0020 *	fig. 4
LED Philips Lumileds 3014	1990mm	4000K	22W	2518lm	110-240V	805 0040 *	fig. 4
LED Philips Lumileds 3014	1990mm	2700K	35,3W	3696lm	110-240V	805 0016	fig. 5
LED Philips Lumileds 3014	1990mm	4000K	35,3W	4028lm	110-240V	805 0037	fig. 5
LED Philips Lumileds 3014	1990mm	2700K	30W	3234lm	110-240V	805 0021 *	fig. 6
LED Philips Lumileds 3014	1990mm	4000K	30W	3525lm	110-240V	805 0041 *	fig. 6
LED Philips Lumileds 3014	2525mm	2700K	44,1W	4620lm	110-240V	805 0017	fig. 7
LED Philips Lumileds 3014	2525mm	4000K	44,1W	5053lm	110-240V	805 0038	fig. 7
LED Philips Lumileds 3014	2525mm	2700K	39,7W	4158lm	110-240V	805 0022 *	fig. 8
LED Philips Lumileds 3014	2525mm	4000K	39,7W	4352lm	110-240V	805 0042 *	fig. 8